

Art Workshop Information Form

Intensive Art Workshops Term 4 2018

Art Specialist: Anna Maria Antonini

Location: St Agatha's Art Room, 6 Hunter Lane, Clayfield Q 4011

Dates: **Tuesday 16, 23, 30 October, 6 November and the last lesson is on the 13 November 2018**

Time: 3:00 – 4:30pm (1 ½ Hours)

Afternoon Tea: BYO healthy afternoon tea

Workshops Fees: \$255 including Art Material to be made by **16 October 2018**



Please bring: Visual art Diary / Sketch Pad A4 size; *Art shirt / Apron* clearly labelled with their name (compulsory); Pencil case (2B pencil, rubber, ruler, glue stick, sharpener, scissors) *Please name each item*; Large drawstring bag (For ease, this bag will be left in storage at school).

Dear Parents

I am a Brisbane Artist, Art Specialist and qualified teacher with more than 30 years of experience in Art Education (Prep –Adult). I am passionate about my subject area and am motivated to impart my wealth of knowledge. I have been running private Art Workshops for 21 years in Brisbane's North. This is the 17th Intensive Art Workshops offered at St Agatha's, aimed at quality artistic creations.

I am offering intensive specialist Art Lesson for the students at St Agatha's. Each term the block of workshops have a main focus to enable the development of talent and creativity, ideas, skills and techniques. Each term focuses on developing different skills and techniques across both 2 Dimensional and 3 Dimensional forms in the Visual Arts. The planned unit allows the students to develop their confidence, imagination and ideas using the different media and techniques while exploring various themes.

The Art workshops are aimed at nurturing the artist within, while developing self-expression and confidence. This opportunity also assisted in developing the students' ability to present work, use their imagination, creatively work on projects independently and strengthen fine motor skills.

*There are 5 workshop times are after school from 3:00pm till 4:30pm. Dates: **Tuesday 16, 23, 30 October, 6 November and the last lesson is on the 13 November 2018.** The students are collected from outside the APC in the student Mall and walked to the Art room. Please notify me if your child is absent from Art. It is strongly recommended that afternoon tea be provided as the growing children are famished by that time of day.*

The Art students are to be picked up at 4:30 promptly from the Art Room. In view of the Art room's location and the car park, students will not be allowed to leave unless a designated adult comes to collect them.

*There are a limited number of spaces available in this Intensive workshop. Lessons commence in the **Second week of Term 4 on Tuesday 16 October 2018.** If you are interested in knowing more or would like to enrol your child in Term 4, 2017 please call or text me on 0409 642 808 after 3pm or email me on my new email address: artworkshops.annamaria@gmail.com*



Nurture the Artist within!

Warmest regards



Anna Maria Antonini

Art Specialist

Bachelor Visual Arts, Post –Graduate Diploma in Secondary Teaching

Tel: 0409 642 808

artworkshops.annamaria@gmail.com

Art Workshop Term 4, 2018

3D Design and Construction: Big and Small

In term 4 the *Intensive Art Workshop* will explore Model Magic Clay and the related sculptural techniques and processes. The students will design and carefully model, join, cut, manipulate and colour blend the non-toxic **Model Magic Clay** to create a series of sculptural art pieces. They will work independently and as a team of sculptor. Unique one-off pieces will be created as well as pieces to be a part of a group installation. The skills and techniques will develop their imagination, thought printing processes and the development of fine motor skills. This art opportunity is undertaken in a friendly environment nurturing the artist within your child.


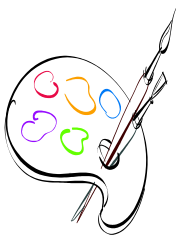
Students are to bring the following to their art lesson.


- **Visual art Diary / Sketch Pad A4 size**
- **Art shirt / Apron** clearly labelled with their name(**compulsory**)
- **Pencil case (2B pencil, rubber, ruler, glue stick, sharpener, scissors)** *Please name each item*
- **Large drawstring bag (For ease, this bag will be left in storage at school)**
- **Fee in an envelope marked with the students' name and grade**

Please read



This is an outline for Art Workshop: **Term 4** Location: **St Agatha's Primary School, 6 Hunter Lane, Q Clayfield 4011** Art Room

No	Tuesday Date	Outline	Notes/Materials & Equipment
1	16 Oct 3:00-4:30pm 2nd week of Term 2	<u>Visual Diary Work</u> The students will: <ul style="list-style-type: none"> • Use the Visual Art Diary to record ideas, art processes, resource images, project design and presentation of the assigned art tasks. • Explore the Elements of Design (Line, shape, colour, tone, texture and form). 	Please bring <ul style="list-style-type: none"> • A4 Visual Diary with the materials listed above • Paper lantern, coloured card, tissue paper, feathers, sequins, rhinestones, pipe cleaners, cartridge paper, foam, felt, acetate, hot glue, supertac, modelling medium, jewellery findings, beads, string, foil, other mixed media, etc. and related materials are included in the fee.  
2	23 Oct 3:00-4:30pm	<ul style="list-style-type: none"> • Explore some of the Principles of Design (Repetition, scale, unity, balance and pattern). • Employ colour to depict the theme of the chosen subject matter • Use gluing, cutting and layering to construct their sculptural. • Design small 3D objects to be made into small models or jewellery items. 	
3	30 Oct 3:00-4:30pm	<ul style="list-style-type: none"> • Develop fine motor skills to manipulate modelling media to create the designed art project. • The media will be combined with other materials to produce different effects. 	
4	6 Nov 3:00-4:30pm 2nd last session	<u>Visual Art Exploration</u> The students will: <ul style="list-style-type: none"> • Explore 3D sculptural forms of large and small scale • Design and create a lantern depicting a theme (Large Scale) • Design and create a miniature sculpture or jewellery piece using a modelling media which hardens in the oven (Small Scale) 	
5	13 Nov Last session of term 4. Work will be displayed in the APAC 4:30-5:15pm	<ul style="list-style-type: none"> • Use drawing techniques to document their ideas. • Create patterns, cut forms and collage using glues • Use a diverse array of materials like, tissue paper, sequins, rhinestones, string, acetate, felt, foam, tigertail, polymer clay and other media made available in the class. • Learn about colour, shape, texture, pattern, repetition, scale, balance and unity. • Consider repetition, pattern and scale in their artwork. • Consider the overall composition as viewed in the round. • Participate in a group Art Exhibition where family and friends are welcomed to celebrate their creative achievements. 	



Nurture the Artist Within!

Art Workshop Enrolment Form

Intensive Art Workshops Term 4, 2018

I wish to enrol my child in the Intensive Art Workshop with Art Specialist, Anna Maria Antonini.



Student's Name _____

Class _____

Teacher _____

Parent's/ Guardian's Name _____

Phone (H) _____

Mobile _____

Email _____

Address _____

Other Information

My child will / will not require afterschool care. Please circle.

Signed _____ Date _____

N.B. Re-enrolment is required for the start of each Term.

ABN: 4056 9180 449 email: artworkshops.annamaria@gmail.com Mobile: 0409 642 808

Methods of Payment: \$255 Cash or Cheque made payable to Anna Maria Antonini (Placed in an envelope labelled with the student's name, grade, Term 4, 2018 and amount enclosed within) and delivered to St Agatha's School office or in person to Anna Maria Antonini.

Or paid by Direct Deposit.

Account Name: Anna M Antonini

Account No: 003504000

BSB: 484-799

Reference No: Your child's name and T4.18

e.g.: Mary Smith T4.18

Amount: \$255

3D Design and Construction: Big and Small

Please return the enrolment form to Anna Maria Antonini before the commencement of the Art Workshop